



## Disc One

# Introduction to Technical Theater

A great overview of theater professionals and their responsibilities. This program is also appropriate for acting and survey classes.

- Classifies the different roles in the theater hierarchy from producer and director, to conductor and vocal coach, to tech director and the many and varied various technicians.
- Takes your students on a video field trip of Proscenium, Thrust, and Arena stages in professional, state-of-the-art facilities and a stage in a school gym.
- Tour of a professional theater from the ticket booth to the green room, including the names of all the curtains, shops, backstage and FOH areas.
- Visually subdivides the stage into the nine traditional acting areas, and addresses the 8 different directions scenery (and actors) can face the audience.

*Hosts: Bob Fowler and Marti Fowler.*

---

## Lesson Overview

### Day 1

*14 minutes*

- Theater Hierarchy - Producer
- Theater Hierarchy- Technical Director and Technical Crews

### Day 2

*9 minutes*

- Theater Hierarchy- Stage Manager and Running Crews
- Types of Theaters and Stages - Proscenium

### Day 3

*11 minutes*

- Types of Theaters and Stages - Thrust
- Types of Theaters and Stages - Arena
- Types of Theaters and Stages - Creative Staging
- Stage Geography

### Day 4

- Review Theater Hierarchy, Types of Stages, Stage Geography
- Assessment: Lesson Design Resource Sheets, Written Assessment Sheets

### Day 5

*5 minutes*

- Parts of a Stage

### Day 6

*5 minutes*

- Parts of a Stage Continued

### Day 7

- Parts of a Stage Assessment: Lesson Design Resource Sheets, Written Assessment Sheets

Now available from Theatrefolk  
Visit [theatrefolk.com/ptt](http://theatrefolk.com/ptt) for pricing and ordering



## Disc Two

# Basic Set Construction & Theater Safety

- Demonstrates how to become a safe and efficient stage carpenter.
- Identifies basic safety rules that apply to any theater, including the three basic tool safety categories (measuring and marking, cutting and shaping, and joining tools), construction, and finally set strike.
- Tours a completed interior set, then takes students back to the shop for sections on constructing practical set pieces (platforms, stair units and wagons) flat construction (including joining techniques like hinges, lash lines, battens/keeper hooks) and how to dutchman.
- Explores options for dressing out a set with props.

*Hosts: Bob Fowler and Marti Fowler.*

---

## Lesson Overview

### Day 1

*9 minutes*

- General Theater Safety Resource Sheet
- Measuring and Marking Tools Safety Resource Sheet

### Day 2

- Measuring and Marking Tools-Safety Written Assessment

### Day 3

*6 minutes*

- Cutting-Joining Tools Resource Sheet

### Day 4

*6 minutes*

- Materials Resource Sheet
- Fasteners Resource Sheet

### Day 5

- Cutting-Joining-Materials Written Assessment

### Day 6

*6 minutes*

- Set-Housing Differences Resource Sheet
- Platforms Resource Sheet

### Day 7

*5 minutes*

- Legging Platforms Resource Sheet
- Wagons Resource Sheet

### Day 8

*5 minutes*

- Stairs Resource Sheet

### Day 9

- Practical Units of Scenery Written Assessment

### Day 10

*11 minutes*

- Flats Resource Sheet

### Day 11 Part One

- Flats Construction Test

### Day 11 Part Two

*10 minutes*

- Covering, Joining, Dutching Flats Resource Sheet

### Day 12

- Review for Written Assessment

### Day 13

- Covering, Joining, Dutching Flats Written Assessment

### Day 14

*3 minutes*

- Strike Safety Resource Sheet

### Day 15

- Strike Safety Written Assessment

Now available from Theatrefolk  
Visit [theatrefolk.com/ptt](http://theatrefolk.com/ptt) for pricing and ordering



## Disc Three

# Lighting for Theater

This hands-on primer will produce results on your stage by giving your students the skills required to light a stage evenly, establish basic moods, create some basic special effects, and troubleshoot many common problems.

- Walks students through a step-by-step process for lighting a show, from designing and executing a basic light plot, hanging, circuiting, patching, subbing and cueing.
- Differentiates the creative uses of various lighting instruments and control equipment.

*Hosts: Bob Fowler and Marti Fowler.*

---

## Lesson Overview

### Day 1 *15 minutes*

- Reasons for Using Stage Lighting
- 3 Controllable Qualities of Light – Intensity

### Day 2 *10 minutes*

- 3 Controllable Qualities of Light – Color
- 3 Controllable Qualities of Light – Distribution

### Day 3 *20 minutes*

- Types of Lighting Instruments
- Lighting Positions
- Review for Written Assessment

### Day 4

- Review for Written Assessment
- Written Assessment

### Day 5 *15 minutes*

- Basic Lighting Design
- Doing a Hanging Plot

### Day 6 *20 minutes*

- Patching Schedule
- Cueing the Show
- Hanging, Focusing, and Gelling your Show
- Troubleshooting Common Problems


### Day 7

- Review for Written Assessment
- Written Assessment

### Day 8-9

- Design a light plot for a one-act play (OPTIONAL)

**Now available from Theatrefolk**  
**Visit [theatrefolk.com/ptt](http://theatrefolk.com/ptt) for pricing and ordering**



## Disc Four

# Audio for Theater

Bring an industry recognized audio expert into your classroom with this program.

- Analyzes the components of a typical theater sound system: microphones, mixing consoles, signal processing, speakers and their placement, intercom and stage announce systems, playback systems for sound effects, and power sources.
- Compares and contrasts different microphones (wired and wireless) to understand how to choose the right mic for different situations.
- Has great recommendations for troubleshooting feedback, fuzzy signals, speakers cutting out, and other common problems.

*Host: Audio Engineer David Eisenhauer. Eisenhauer's credits include live shows such as Bon Jovi, Sheryl Crow, Enrique Iglesias and John Mellencamp.*

---

## Lesson Overview

### Day 1

24 minutes

- Responsibilities of the sound crew
- What is Sound?
- Components of a sound system

### Day 2

20 minutes

- Microphones
- Dynamic vs Condenser
- Pick-up Patterns
- Types and Applications
- Wireless Microphones

### Day 3

- Written Assessment

### Day 4

16 minutes

- Front of House
- Signal Levels
- Mixers/Consoles and Mix Position
- Recording/Playback Formats

### Day 5

14 minutes

- Amplifiers
- Speakers, Cross-overs
- Powered Speakers
- Speaker Placement and Safety

### Day 6

18 minutes

- Signal Processing
- Audio and Electricity
- Intercom/Announce Systems
- Cables and Connectors

### Day 7

20 minutes

- Setting Up Your System

### Day 8

18 minutes

- Helpful Hints and Troubleshooting

### Day 9

- Written Assessment

Now available from Theatrefolk  
Visit [theatrefolk.com/ptt](http://theatrefolk.com/ptt) for pricing and ordering



## Disc Five

# Stage Management Second Edition

With hands-on demonstrations and real world tips, this program will have your students running shows like professionals in no time!

- A **New Overview Section** identifies what a stage manager does, from pre-show conferences to closing night in Limited, Touring, and Extended runs.
- Detailed sections illustrate rehearsal skills like Taping the Stage, Making Prompt Books and Calling Scripts, Using Blocking and Cueing Shorthand, Running Production Meetings, and other tricks of the trade.
- A **New Communication Section** addresses when to use Electronic Media, Individual Notes, and when to communicate Face-to-Face.
- Focuses on Technical Rehearsals and Performances, including Pre-Show Protocol, how to actually Call a Show, and how to avoid, prepare for, and, when necessary, handle Common Problems.
- More New Sections include: Maintaining a Show, Touring and Extended Runs, Stage Managing Musicals, and Careers in Stage Management

*Hosts: J. Jason Daunter, a New York based professional stage manager. He is an Educational Theatre Association board member, and a driving force behind EdTA's "Defying Gravity" initiative.*

*Tom Martin, a professional Director, Stage and Production Manager for 35 years.*

---

## Lesson Overview

### Day 1

13 minutes

- Pre-rehearsal responsibilities
- Rehearsal responsibilities
- Performance / maintenance responsibilities
- Communication
- Technology and Communication

- Idiosyncrasies of your particular theatre / First rehearsal
- Production Meetings
- Blocking notation

### Day 2

18 minutes

- Read for enjoyment, props and costume piece list
- French Scene Breakdown
- Read the Play For Technical Requirements
- Documents, Supplies, and Things To Secure
- Rehearsal props & Costume Pieces, Groundplan & drawings

### Day 5

29 minutes

- Presets
- Daily notes / What goes on the daily notes
- Relationship between the Director and Stage Manager
- Relationship between the Director and The Actors
- Making a sound plot
- Making cue sheets and putting cues in the book
- Technical rehearsals

### Day 3

11 minutes

- Taping the Floor
- Building the Book
- Different ways to obtain materials
- Physically build the book

### Day 6

17 minutes

- Performance
- Your check list
- Calling the show
- Maintaining the technical aspect and the actors
- Performance reports
- Emergencies

### Day 4

15 minutes


- Arranging the Furniture for First Rehearsal
- Talking to the Director
- Talking to the actors about the first rehearsal

### Day 7

22 minutes

- Stage Managing / Maintaining a Long Run Show:
- Touring a Show

Now available from **Theatrefolk**  
Visit [theatrefolk.com/ptt](http://theatrefolk.com/ptt) for pricing and ordering



## Disc Six

# Set Design

This program illustrates how to maintain top-notch production values in facilities that range from the high school “cafetorium” to state-of-the-art theaters.

- Explores various types of common interior and exterior set design styles: Box Sets, Unit Sets, and Wing and Drop Sets, as well as combinations of those three types.
- Demonstrates how to analyze a script to determine technical demands.
- Offers hands-on group projects such as researching for period plays, working with the director and other designers to achieve a specific style the production concept, and considering directional compositions in the design.
- Analyzes common aspects of set design including sightlines, furniture placement and traffic patterns, and basic scale drawing.

*Hosts: Bob Fowler and Marti Fowler.*

---

## Lesson Overview

### Day 1

12 minutes

- Introduction to Set Design
- Tour of a Typical Theater
- Script Analysis (part 1)

### Day 2

7 minutes

- Script Analysis (parts 2&3)

### Day 3

26 minutes

- Design Analysis and Styles
- Differences between Actual Buildings and Sets

### Day 4

23 minutes

- Tour of a Completed Set
- Scale Drawings

### Day 5

4 minutes

#### Preparing to Build Your Model Set

- Front Elevations and Model

### Days 6-13

23 minutes

#### Preparing to Build Your Model Set (continued)

- Walls, Floors and Platforms
- Furniture
- Painting Your Model

### Day 14

23 minutes

- Rear Elevations and Working Drawings
- Exterior Sets and Unit Sets
- Resumes and Portfolios
- Review for Unit Test

### Day 15

- Review and Written Assessment

Now available from Theatrefolk  
Visit [theatrefolk.com/ptt](http://theatrefolk.com/ptt) for pricing and ordering



## Disc Seven

# Lighting Design

This program is an extension of, and should be used after, *Lighting For Theater*. It explores advanced concepts of lighting design by investigating the process of designing and executing a complete light plot that incorporates many special effects.

- Demonstrates how to analyze a script with “designer’s eyes,” and the collaborative process of working with the director and other designers.
- Compares and contrasts common representational and presentational production styles.
- Analyzes color theory, angles of light and other design considerations.
- Explores how to design a hanging plot, how to create instrument and patching schedules, and how to cue a show on both computerized and manual lighting controllers.

*Hosts: Bob Fowler and Marti Fowler.*

---

## Lesson Overview

### Day 1 21 minutes

- Introduction to Lighting Design
- Reasons for Using Stage Lighting
- General Qualities of Light: Transmission, Absorption, Reflection and Refraction

### Day 2 18 minutes

- Controllable Qualities of Light: Intensity and Distribution

### Day 3 11 minutes

- Color in Light

### Day 4 16 minutes

- The Design Process

### Day 5 25 minutes

- Lighting a Basic Box Set
- The Hanging Plot, Instrument Schedule, Cue Sheets

### Day 6 28 minutes

- Designing for a Larger Theater Space
- Hanging Plot for *Richard III*
- Patching and Cueing *Richard III*


### Day 7

- Review and Written Assessment

### Day 8-10

- Lighting Design Project

**Now available from Theatrefolk**  
**Visit [theatrefolk.com/ptt](http://theatrefolk.com/ptt) for pricing and ordering**



## Disc Eight

# Business & House Management

Enter the working world of the “business of show business” with this program. Develop a system to build patron loyalty, manage ticket sales, create budgets, and prepare for the unexpected.

- Discover new ways to publicize your plays, fill the seats in your theater, and make the program grow within your school environment.
- Outlines the best strategies for managing ticket distribution, preparing and printing programs, handling facility preparation and maintenance, training your staff in performance protocol, and handling emergencies.
- Script written by Lana Hagan, faculty SIU Edwardsville and EdTA Hall of Fame Member. Ms. Hagan has presented Business and House Management workshops at conferences across the US.

*Hosts: Bob Fowler and Marti Fowler.*

---

## Lesson Overview

### Day 1 *18 minutes*

- Hierarchy and Marketing Plan
- Involving Your School and Community

### Day 2 *18 minutes*

- PSAs and News Releases
- Posters
- Fine Arts Booster Clubs
- Patron Programs

### Day 3 *15 minutes*

- Tickets – Producing and Selling Them

### Day 4 *12 minutes*

- Programs

### Day 5 *13 minutes*

- Production Budgets

### Day 6 *14 minutes*

- House Manager/Staff Responsibilities
- Building Your Program

### Day 7

- Review and Written Assessment

**Now available from Theatrefolk**  
**Visit [theatrefolk.com/ptt](http://theatrefolk.com/ptt) for pricing and ordering**





## Disc Nine

# Careers in Theatre

This program provides video and stills showing professionals working in their specialized areas, including...

- Performers, playwrights, composers, stagehands, dressers, designers, scenics, FOH personnel, directors, choreographers, business management personnel, TDs, production managers, crafts personnel, stitchers, drapers, casting directors, and more!
- Different types of theatres (NY, Regional, Touring).
- A second DVD that has interviews with working professionals to help your students discover what a typical day at work is like, what the most satisfying and challenging parts of their profession are, what kind of training their job requires, what their day to day lives are like, and which jobs demand irregular hours and travel.
- How to get into the different theatrical unions, what the unions offer, and careers in theatre education.

## Lesson Overview

### Day 1

#### Employment Opportunities

Examines 4 very different venues, from a 10,700 seat outdoor musical venue, to a large outdoor Shakespeare Festival, an Opera company that runs in true repertory, and finally more traditional Stock company. 15 minutes

#### Professional Theatre – or who’s going to hire me?

This section examines producing organizations, and common types of runs: Limited, Extended/Open-ended, Stock, and True Repertory. 10 minutes

### Day 2

15 minutes

What are the differences between Commercial and Not-For-Profit Theatres?

### Day 3

15 minutes

An overview of the most common theatrical unions, and some things to consider before joining one of them.

### Day 4

#### Jobs in Theatre

Theatre Management: (e.g. company manager, house manager, box office manager, director of development, education director, director of marketing, etc.) 9 minutes

Pre-Show / Performance Staff: Artistic director, director, designers, casting director, theatrical agents, actors, stage manager, choreographer, dance captain, vocal coach, dialect coach, dramaturg, running crews, etc. 9 minutes

### Day 5

15 minutes

Production Staff: production manager, technical director, carpenters, props, electricians, drapers, stitchers, trimmers, dressers, wardrobe supervisor, stage managers, audio techs, scenic artists, scenic charge, etc.

### Day 6

Meet the owner of large production company, and learn about job opportunities in that facility. 5 minutes

#### Educational Theatre

A look at Elementary and Secondary, Community College, and University theatre, their goals, job security, what degrees are available, and what degrees are needed. Educational arms of professional companies are also examined. 12.5 minutes

### Day 7-8

85 minutes total

#### Interviews with Professionals

May be viewed individually.

Actor (*Actors Equity Association*), Costumer (*United Scenic Artists 829*), Set Designer (*United Scenic Artists 829*), Stagehand (*IATSE Local 6*), Director/Choreographer (*Society of Stage Directors and Choreographers*), Dresser/Wig Specialist (*IATSE*), Production Supervisor (*Repertory Theatre of St. Louis*), Artistic Director (*Repertory Theatre of St. Louis*), and Executive Producer (*Fox Theatricals*).

### Day 9

Written Assessment

Now available from Theatrefolk  
Visit [theatrefolk.com/ptt](http://theatrefolk.com/ptt) for pricing and ordering



## Disc Ten

# Costuming for Theatre

This program is written and hosted by Terry McGonigle, an EdTA Hall of Fame inductee. It is a two week unit that will help your students discover...

- The Design Process, script and character analysis, research, the functions and elements of costume design, and costume charts and plots.
- Figure Drawing, even for people who are convinced they cannot draw!
- Drawing Fabrics, including patterns, print, texture.
- Moving from two to three dimensions, and how to buy, build and rebuild costumes.
- Turning old into new by creating period clothing from modern pieces.
- Accessorizing to complete the look.

## Lesson Overview

### Day 1

8 minutes

#### Introduction and the Script

Section includes a short play to start script analysis, or you may choose to use a play you have available. Included is a short written assessment.

### Day 2

7 minutes

#### Functions of Costume Design

- Functions
- Knowing the Characters
- Research
- How to do a Costume Chart

Section includes several character analysis formats geared specifically towards costume design. Included is a short written assessment.

### Day 3-4

13.5 minutes

#### Elements of Costume Design, and Developing a Design Concept

Section includes several resource sheets addressing elements of design, and a short written assessment.

### Day 5-6

7 minutes

#### Drawing the Human Form (7.5 Heads Formula), Drawing the Basic Body (actual process done by students).

Section includes lots of replaying short sections, and pausing program as students draw on resource sheets.

### Day 7

7 minutes

#### Applying Clothes to the Body

Section includes lots of replaying short sections, and pausing program as students draw on resource sheets.

### Day 8

7 minutes

- Turning New into Old
- Professional Opportunities in Costuming
- Review for Unit Written Assessment

### Day 9

- Written Assessment

Now available from Theatrefolk  
Visit [theatrefolk.com/ptt](http://theatrefolk.com/ptt) for pricing and ordering