



Sample Pages from
Create Your Own Choice Board: Drama
Activities

Welcome! This is copyrighted material for promotional purposes. It's intended to give you a taste of the resource to see whether or not you it will be useful to your classroom. You can't print this document.

Visit <https://tfolk.me/p384> for pricing and ordering information.

CREATE YOUR OWN CHOICE BOARD: Drama Activities



TheatreFolk

Lindsay Price

Create Your Own Choice Board: Drama Activities
Copyright © 2020 Lindsay Price & Theatrefolk

CAUTION: This book is fully protected under the copyright laws of Canada and all other countries of the Universal Copyright Convention.

No part of this book covered by the copyrights hereon may be reproduced or used in any form or by any means - graphic, electronic or mechanical - without the prior written permission of the author.

Published by Theatrefolk Inc.

e-mail: help@theatrefolk.com
website: www.theatrefolk.com

Photocopying / Multiple Copies

The sole owner of this book may copy the articles, exercises, and handouts for their class for educational purposes. All other purposes for duplication and/or distribution are prohibited.



CREATE YOUR OWN CHOICE BOARD: DRAMA ACTIVITIES

Sometimes you need to have prepared activities so students can work independently. Perhaps you have a sub for multiple days, or you have a student who has to work from home. The goal is to have students apply knowledge in an effective way when the natural flow of instruction is disrupted.

One such activity is a choice board. A choice board offers students a variety of activities on a topic or multiple topics. Students will choose a set number of activities to complete and submit.

With this resource you can create your own, use all the provided tasks on a single topic, or print off the ready-to-go sample choice boards.

We've provided different types of activities so that if students have access to technology, great, but if not there are options. We also have limited tasks that rely on videos or outside resources. All the activities include something to "do" and something to submit, either through a video, pictures/drawings, or a written response.

INSTRUCTIONS

1. Provide students with a tic-tac-toe grid handout (3 rows of three). Each square of the grid has a different drama activity.
2. Students will choose three activities (or however many you determine) to complete and submit in whichever way you've assigned to them.
3. You can give students nine activities on the same topic (e.g., theatre history) or nine activities on various drama subjects. Mix and match depending on what works best for your students!



TABLE OF CONTENTS

Choice Board Template	3
Quick Picks	4
Physical Activities.....	5
Vocal Activities	6
Theatre History	7
Creative Thinking: Metamorphosis	10
Creative Thinking: Wabi-Sabi.....	11
Technical Theatre Problem Solving	12
Form/Style Adapt	15
Playwriting Exercises	19
Character Acting & Analysis	20
Life Skills	40
Choice Board Samples	41
Written Response Template	43



CHOICE BOARD



QUICK PICKS

These asynchronous activities would work well for a substitute teacher lesson plan or an at-home work period when you need knowledge reinforcement activities. There are a variety of tasks so you can provide something for students who don't have consistent internet access.

1. Draw a character from a novel or play.
2. Find a YouTube video on how to do a British accent. Study it and record yourself speaking in a British accent. Submit. Cite your source!
3. Pick a Shakespeare character. Based on their personality, draw them in a modern costume.
4. Pick a Commedia dell'arte character. Based on their personality, draw them in a modern costume.
5. Pick a well known story, fairy tale, or myth. Rewrite the ending.
6. Compare and contrast your own "character" with a character in a play or novel.
7. Compare and contrast your own "character" with a Shakespearean character.
8. Take a character from a play or novel. Create a menu for the restaurant this character would own. Name the restaurant. The menu must fit their personality!
9. Create 10 quiz questions for a drama subject you're currently studying.
10. Create a crossword puzzle for a drama subject you're currently studying.
11. Create a 30-second commercial for our drama class. What's great about it? Record and submit.
12. Create an action film poster for our drama class. What's great about it?
13. Create a list of ten dos and don'ts for theatre etiquette.
14. Design and create a prop appropriate for a futuristic play.
15. Design and create a prop appropriate for an Elizabethan play.
16. Design and draw a ground plan for your ideal bedroom.
17. Design and draw a ground plan for a fairy tale.
18. Design and draw a costume for a futuristic play.
19. Design and draw a costume for a fantasy play.
20. Write a 30-second monologue for an object in your bedroom.
21. Write a 30-second monologue for a character in a pandemic.
22. Write a 30-second monologue for a character who is emotionally stuck.
23. Write a 30-second monologue for a character who is physically stuck.
24. Write a song for a character in a play or novel.
25. Show what you know about a play you're currently studying. Retell the story in a different form: video, poetry, song, drawing, slide presentation, cartoon, or model.



PHYSICAL ACTIVITIES

Goal: Practice a necessary skill for the drama classroom.

For all exercises, students will either record and submit a demonstration of their task with a verbal reflection on the experience, or write a detailed response in complete sentences which reflects on what they did, their experience, what worked, and what they would change if they did it again. A written response template is included in this resource.

1. Draw the alphabet in the air with five different body parts. Compare and contrast.
2. Tense and Release. Starting with the toes and working all the way up the body, tense and release each individual body part. Why should actors do this?
3. Practice showing enthusiasm in your eyebrows, shoulders, fingers, knees, and feet. Repeat with sadness, joy, and anger. What character comes to mind for each?
4. Body Leads. Walk around with a nose lead, chest lead, hip lead, knee lead and toes lead. What character comes to mind for each?
5. Walk around as slowly as possible, as if through cement. Maintain this speed for five minutes. What character type comes to mind?
6. Walk around as quickly as possible, while staying safe. Maintain this speed for five minutes. What character type comes to mind?
7. Demonstrate as many forms of nonverbal communication as you can (e.g., shrug).
8. Weather walks: physicalize walking through four different types of weather. Focus on pace, actions, and obstacles.
9. Environment walks: physicalize walking through four different environments.
10. Focus on pace, actions, and obstacles.
11. Prepare a pantomime demonstration with three different actions.
12. Prepare a 30-second non-verbal monologue. There is a problem; what is your solution? No dialogue or sound allowed!
13. Find a YouTube video of an introductory yoga routine and go through it. Reflect on the experience.
14. Find a YouTube video that demonstrates the choreography for a dance. Learn the dance. Reflect on the experience.
15. Choose an existing monologue. Create a version of it without dialogue - physical action only. How will you present the story without words?
16. Read a monologue aloud. Every time you come to punctuation do an action (e.g., period - stop, comma - change directions, exclamation point - jump, question mark - crouch). Reflect on the experience.



VOCAL ACTIVITIES


Goal: Practice a necessary skill for the drama classroom.

For all exercises, students will either record and submit a demonstration of their task with a verbal reflection on the experience, or write a detailed response in complete sentences which reflects on what they did, their experience, what worked, and what they would change if they did it again. A written response template is included in this resource.

1. Prepare your own 5-minute vocal warm up.
2. Practice the following three tongue twisters:
 - a. Round the rough and rugged rock the ragged rascal rudely ran.
 - b. Any noise annoys an oyster but a noisy noise annoys an oyster more.
 - c. The boot black brought the black boot back.
3. Choose and practice three tongue twisters. Can you recite them perfectly? How fast can you go?
4. In your own words, define projection and demonstrate an example of projection.
5. In your own words, define articulation and demonstrate an example of articulation.
6. Using the alphabet as dialogue, 'do' four actions with the voice (e.g., bite, chop, sneak, sweep the floor). What can you communicate with just sound?
7. Say the line "Hi, how are you?" demonstrating five different subtexts.
8. Choose and practice a longer vocally challenging piece (e.g., Jabberwocky, Gilbert and Sullivan patter song).
9. Research why posture is important for actors and explain it in your own words.
10. Create a top ten list of actors and musical theatre performers with vocal health.
11. Track how much water you drink in a day. Write a report. Do you think you drink enough water? Why or why not? How does water help your voice?
12. Choose a monologue and practice speaking it with your mouth closed.
13. Using "Row, Row, Row Your Boat" as your text, change the speed (fast/slow), pitch (high/low), and volume (loud/soft) with each line. Reflect on the experience.
14. Inhale fully and exhale on a vowel sound. Start quietly and build the sound through the exhale. Stay in control. Do the reverse—start loud and decrease your volume. Analyze your ability to control your volume.
15. Pay attention to your breath as you inhale/exhale. What happens to your body? Where do you hold tension? Are you breathing from the diaphragm or the chest? Reflect on the experience.

Teaching Resources


Quality resources to use in your drama classroom



The Drama Classroom Companion

The Drama Classroom Companion is filled with articles and exercises to build the skills needed for theatrical performance as well as real world skills like creative thinking, critical thinking, collaboration, and communication.


theatrefolk.com/companion



Emergency Lesson Plans For Theatre Teachers

Emergency Lesson Plans For Theatre Teachers, 2nd edition gives you the tools and resources you need to confidently leave your class in the hands of a substitute teacher. Customize your lesson plans to suit the specific needs of your class when you can't be there.


theatrefolk.com/elp



Scene-Spurs: Writing Prompts for Dramatic Depth

Scene Spurs is a collection of photo-based writing prompts developed by playwright Lindsay Price. The set includes 35 different Spurs along with an instruction guide to integrate them into your drama classroom.

theatrefolk.com/spurs



The Monologue Everything Program

Want your students to write their own monologues? Have you tried to incorporate monologue units into the classroom with less-than-satisfactory results?

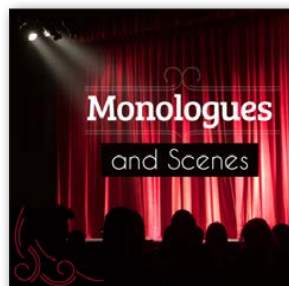
theatrefolk.com/monologue-everything



Practical Technical Theater: The Complete Solution for Technical Theater Classrooms

This series of instructional DVDs is perfect for the teacher who feels more at home with a prompt book than a hammer, and would welcome a new, visually oriented teaching tool for their tech classes and production crews.

theatrefolk.com/ptt



Monologue and Scene Collections

Whether it's for classwork, competitions or auditions, these collections of student-appropriate monologues and scenes can help you find what you're looking for.

All monologues and scenes come from published plays and include running-times, descriptions, character notes and staging suggestions.

theatrefolk.com/collections



The Student Director's Handbook

Help students take their show from first audition to opening night with *The Student Director's Handbook*. This easy-to-use ebook is full of guidelines, tips and templates designed to help students create a vision, circumvent problems and organize rehearsals on their way to a successful production.

theatrefolk.com/student-director



Write Your Own Vignette Play

Your students want to write and perform an original play. You want to include a playwriting unit in your program. But where to start? What if your students have never written a play before? What if you've never written before?

Write Your Own Vignette Play will answer all your questions and more

theatrefolk.com/write_vignette



Competition Material

Plays, monologues, and scenes for drama competitions including royalty information and exemptions.

theatrefolk.com/competition



www.theatrefolk.com/resources